

Miniature PCB Relay PCE

- 10A contact rating
- 1 Form A (1 NO) or 1 Form C (1 CO) contact optional
- Class F insulation system standard

Typical applications
Appliances, HVAC, office machines



Approvals

UL E58304, VDE 40011077, CQC 08001027389
Technical data of approved types on request

Contact Data

Contact arrangement	1 Form A (NO), 1 Form C (CO)	
Rated voltage	28VDC, 240VAC	
Max. switching voltage	28VDC, 240VAC	
Rated current	10A	
Contact material	AgCdO, AgSnO	
Min. recommended contact load	100mA, 5VDC	
Frequency of operation	360 ops./h	
Operate/release time max.	10ms/5ms	
Electrical endurance		
form A (NO) 10A, 240VAC, +85°C	30x10 ³ ops.	
form B (NC) 6A, 240VAC, +85°C	25x10 ³ ops.	
Mechanical endurance, DC coil	10x10 ⁶ operations	

Coil Data

Coil voltage range	3 to 48VDC
Operative range, IEC 61810	2
Coil insulation system according UL	Class E, F

Coil versions, DC coil

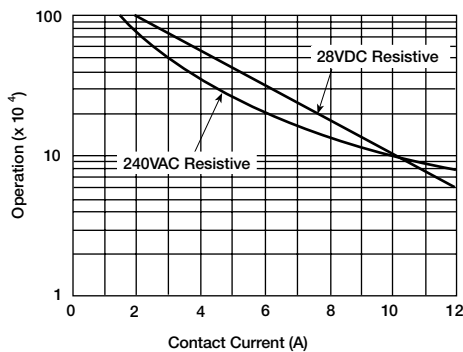
Coil code	Rated voltage VDC	Operate voltage VDC	Release voltage VDC	Coil resistance Ω±10 %	Rated coil power mW
03	3	2.25	0.15	25	360
05	5	3.75	0.25	69.4	360
06	6	4.5	0.3	100	360
09	9	6.75	0.45	225	360
12	12	9.0	0.6	400	360
18	18	13.5	0.9	900	360
24	24	18.0	1.2	1600	360
36	36	27.0	1.8	3600	360
48	48	36.0	2.4	6400	360

All figures are given for coil without pre-energization, at ambient temperature +23°C

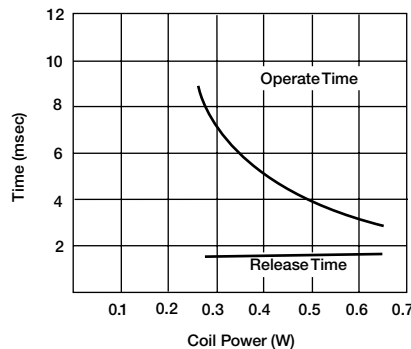
Insulation Data

Initial dielectric strength	
between open contacts	750V _{rms}
between contact and coil	2000V _{rms}
Clearance/creepage	
between contact and coil	>1.6mm/>3.2mm

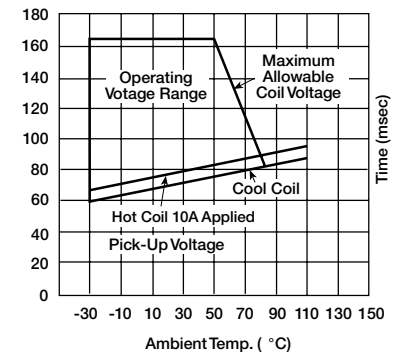
Electrical endurance



Operate time



Coil operative range



Miniature PCB Relay PCE (Continued)

Other Data

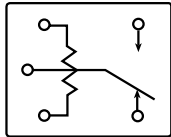
Material compliance: EU RoHS/ELV, China RoHS, REACH, Halogen content refer to the Product Compliance Support Center at www.te.com/customersupport/rohssupportcenter	
Ambient temperature	Class F type: -40 to +85°C Class B type: -40 to +80°C
Category of environmental protection IEC 61810	RTII - flux proof RTIII - wash tight
Weight	11g
Resistance to soldering heat THT IEC 60068-2-20	RTII: 270°C/10s RTIII: 260°C/5s
Packaging unit	tube/25 pcs., carton box/1000 pcs.

Accessories

Product Code	Description
27E1064	Socket, rated 10A at 300VAC. UL Recognized for US and Canada. Designed to fit same suggested board layout as relay.

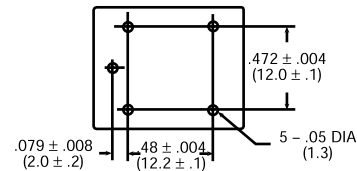
Terminal assignment

Bottom view on solder pins

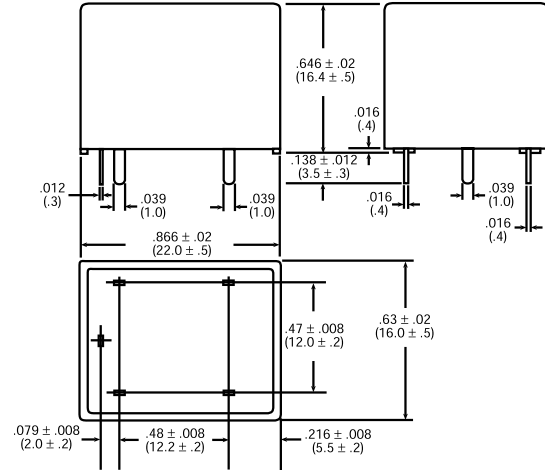


PCB layout

Bottom view on solder pins



Dimensions



Product code structure

Typical product code

PCE -1 12 D 1 M H ,000

Type	PCE Miniature PCB Relay PCE
Number of poles	1 1 pole
Coil voltage	Coil code: please refer to coil versions table (e.g. 05=5VDC)
Coil input	D Standard
Contact material	1 AgCdO 2 AgSnO
Contact arrangement	M 1 Form A
Enclosure	Blank Flux proof plastic case H Sealed plastic case with knock-off nib for ventilation
Terminal construction	,000 Standard model

Product code	Poles	Coil	Cont. material	Arrangement	Enclosure	Suffix	Part number
PCE-105D1H,000	1 pole	5VDC	AgCdO	1 form C (CO)	Sealed	Standard	8-1419124-1
PCE-105D2H,000			AgSnO				1419146-9
PCE-112D1,000		12VDC	AgCdO		Flux proof		9-1419124-4
PCE-112D1H,000					Sealed		9-1419124-6
PCE-112D2H,000			AgSnO				1-1419146-3
PCE-112D2M,000				1 form A (NO)	Flux proof		1419125-8
PCE-124D1,000		24VDC	AgCdO	1 form C (CO)			1-1419125-2
PCE-124D1H,000					Sealed		1-1419125-4
PCE-124D1M,000				1 form A (NO)	Flux proof		1-1419125-7
PCE-124D2,000			AgSnO	1 form C (CO)			1-1461394-2
PCE-148D1H,000		48VDC	AgCdO		Sealed		3-1419125-0